



THE FUNDING PROCESS & DATA

Our most recent funding process
by the numbers

FUNDING PHILOSOPHY SHIFTS

Bold Goals

Three years of funding

Fully fund whenever possible

\$50,000 cap per program per year

\$3M in requests... \$750k to award

PROCESS

Grants reviewed by 66 volunteers

Scores could be changed

Full funding required a unanimous vote

Agency staff participated on panels they weren't conflicted with.

TIERS 1, 2 & 3

TOTAL score determined where in line the program fell

Tier 1 – Funding in the \$750k

Tier 2 – Funded based on campaign increase

Tier 3 – No funding

Then onto an agency financial review

CURRENT TIER 1 AGENCY STATS

30 programs funded in 21 agencies

LAST time 54 programs with 33 agencies

7 BRAND new agencies we've never funded

2 agencies back on the list that weren't funded last cycle

FUNDED PROGRAMS

Community members decide

Fully funded whenever possible

Three year cycle

\$3M in requests

Tier 1 & Tier 2

Funded Programs

Bangor Area Recovery Network

🏠 Recovery Program

Bangor Region YMCA

🍎 Bangor YMCA Early Childhood Education

🍎 Y Works

Cobscook Community Learning Center

🏠 Cobscook Community High School Program

Community Compass

🍎 Early Childhood & Parenting Navigator

Dover Foxcroft Area Food Cupboard

🏠 Food Cupboard Program

Eastern Area Agency on Aging

🏠 Nutrition Program

🏠 Caregiver Support

Good Samaritan Agency

🏠 Single Parent Program

🍎 Child Care Center

Good Shepherd Food Bank

🏠 Hampden Distribution Facility

Habitat for Humanity

🏠 Home Ownership Program

Health Equity Alliance

🏠 Harm Reduction and Overdose Elimination

Healthy Acadia

🏠 Food For All

Healthy Peninsula

🏠 Magic Food Bus

Hospice Volunteers of Hancock County

🏠 Substance Use Survivor Support Group

Independence Advocates of Maine

🏠 Community Ties

Literacy Volunteers of Bangor

🏠 Adult and Family Literacy

New Hope for Women

🏠 Waldo County Outreach New Hope for Women

OHI

🏠 Brewer Area Food Pantry

Penobscot Community Health Care

🏠 Hope House Health & Living Center

Penquis

🍎 Child Abuse and Neglect Council

🏠 Children's Advocacy Center

🏠 The Batterer's Intervention Program

🏠 Journey House

Shaw House

🏠 Basic Day Program

🏠 Mason Place Transitional Housing Program

🏠 Streetlight Outreach

🏠 Youth Shelter

Spectrum Generations

🏠 Meals on Wheels Waldo County

St. Joseph's Hospital

🏠 Community Collaborative for Hospice and End of Life Care

Wellspring, Inc.

🏠 Outpatient Services



Goal 1:
Help 10,746 people move out of poverty by 2028.



Goal 2:
By 2028, eliminate deaths due to Substance Use Disorder.



Goal 3:
Help ensure that at least 58% of third graders are reading proficiently by 2028.

TIER 1 FUNDING RECOMMENDATION FROM GRANT REVIEW PANELS

Funding Percentage	Last Cycle ***	New Cycle
100% (less 12%)	25 programs	13 programs
80 – 90%	16 program	0 programs
60 - 79%	9 programs	15 programs
50%	4 programs	1 programs
25%	0 programs	1 programs
0%	2 program **	0 programs

** One did not pass financial review

*** For last cycle -- CIC Funding Recommendation Reduce Funding Panel Tier 1 by 15% (23 programs); Tier 2 by 45% (31 programs); Cut Tier 3

CURRENT TIER 1 FUNDING STATS

Funding Amounts	Last Cycle	New Cycle
\$1,250 - \$9,999	25 programs	4 programs
\$10,000 - \$19,999	18 programs	10 programs
\$20,000 - \$29,000	6 programs	2 programs
\$30,000 - \$39,999	4 programs	10 programs
\$40,000 - \$49,999	1 program	2 programs
\$50,000	0 programs	2 programs

TIERS 2 & 3

Tier 2 – Funded based on increase in campaign (Included adding \$200k, 12 more programs, 10 more agencies)

Tier 3 – No funding (Included 16 currently funded programs, 8 were very difficult conversations)

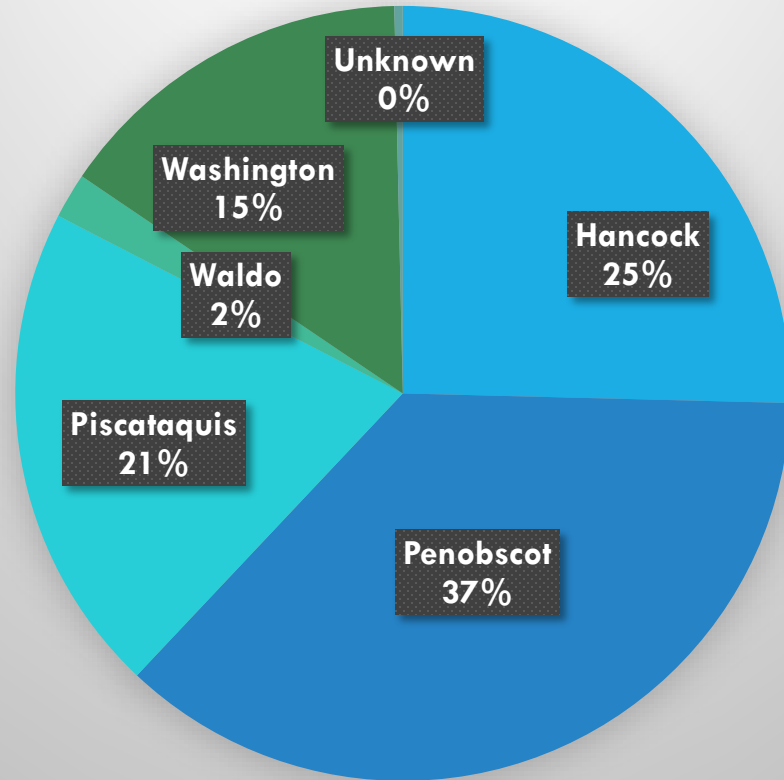
TIER 2 – TO BE FUNDED AS WE EXCEED CAMPAIGN GOAL

Bangor Housing	Family Self Sufficiency Program - Bangor Housing
Broadreach Family and Community Services	Early Childhood Education
Center on Aging	Retired and Senior Volunteer Program RSVP - Bone Builders
Friends in Action	Transportation
Maine Mental Health Connections	Together Place Peer Recovery Center
Next Step Domestic Violence Project	Transitional Services for Survivors of Domestic Abuse
Partners for Peace	24 Hour Hotline - Partners for Peace

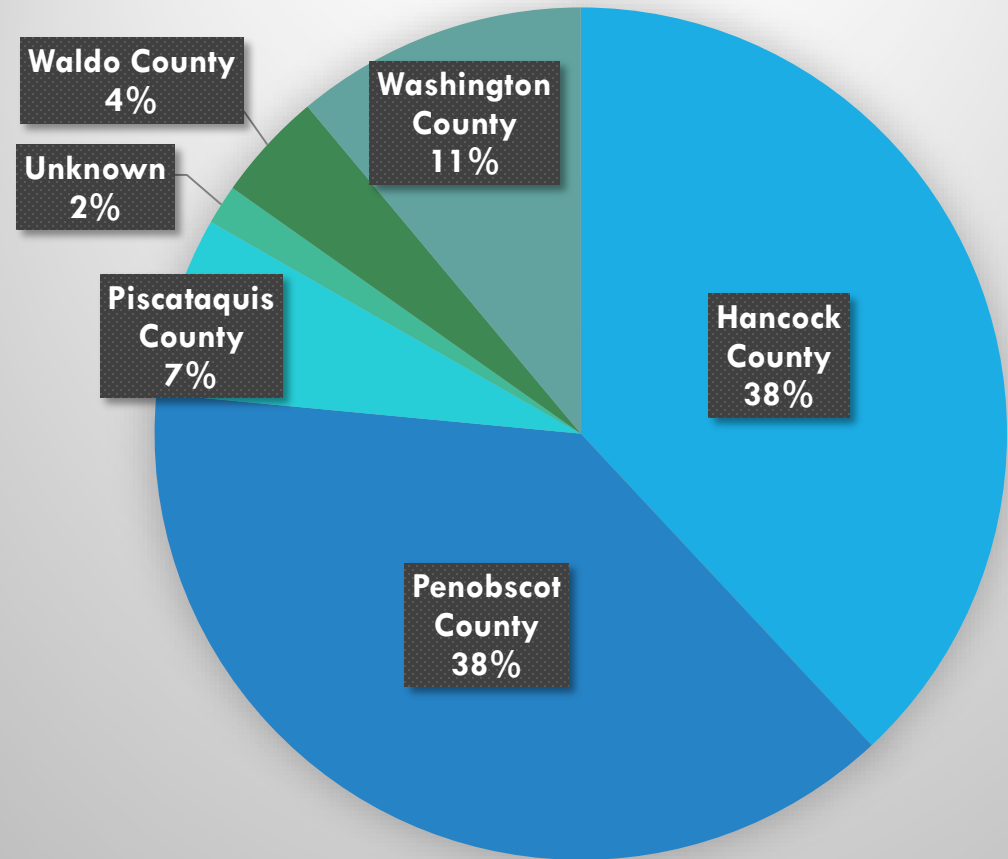
Penquis	Family Self Sufficiency Program - Penquis
Penquis	Law Project
Piscataquis Regional Food Center	Healthy Food For All
Sunrise County Economic Council	Family Futures Downeast
The Housing Foundation	Sharing Place
UCP of Maine	Bridges Early Childhood Education Program

GEOGRAPHY COMPARISON

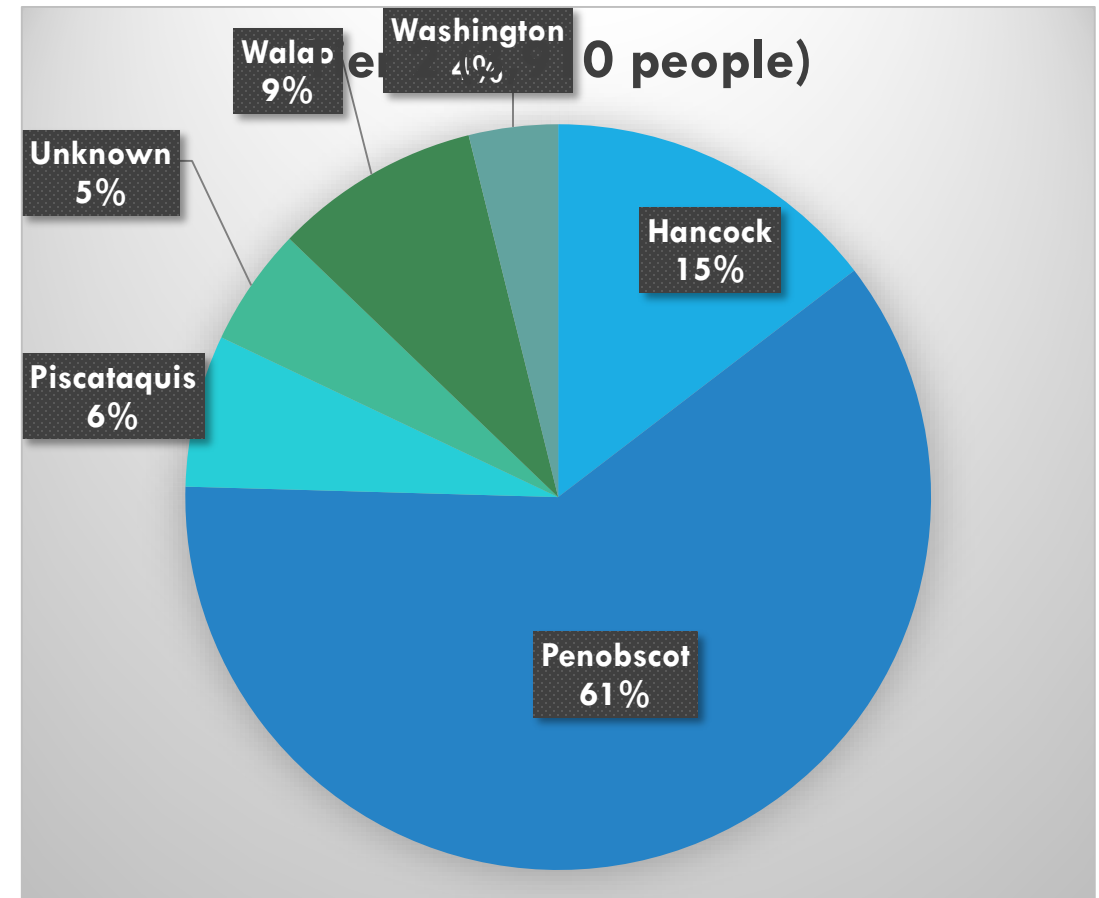
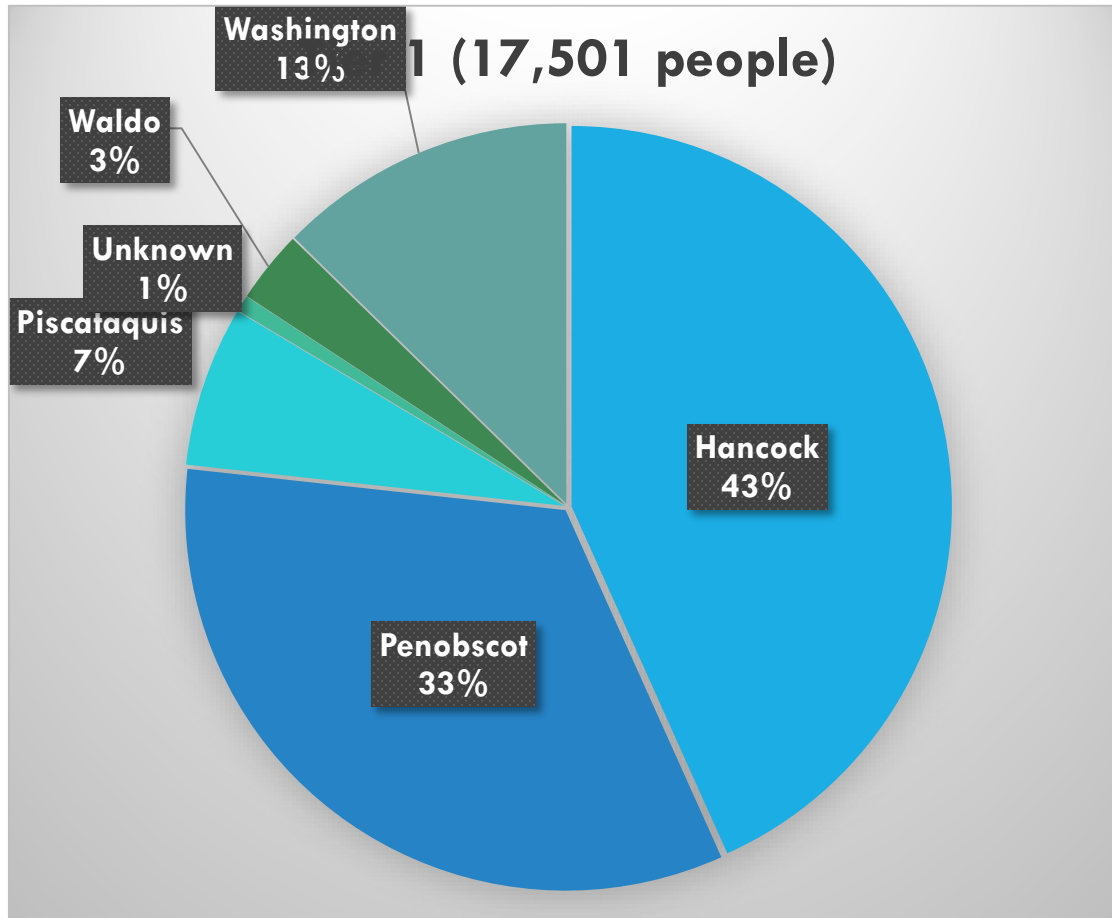
Previous Funding (50,241 People)



Tiers 1 & 2 (21,411 People)

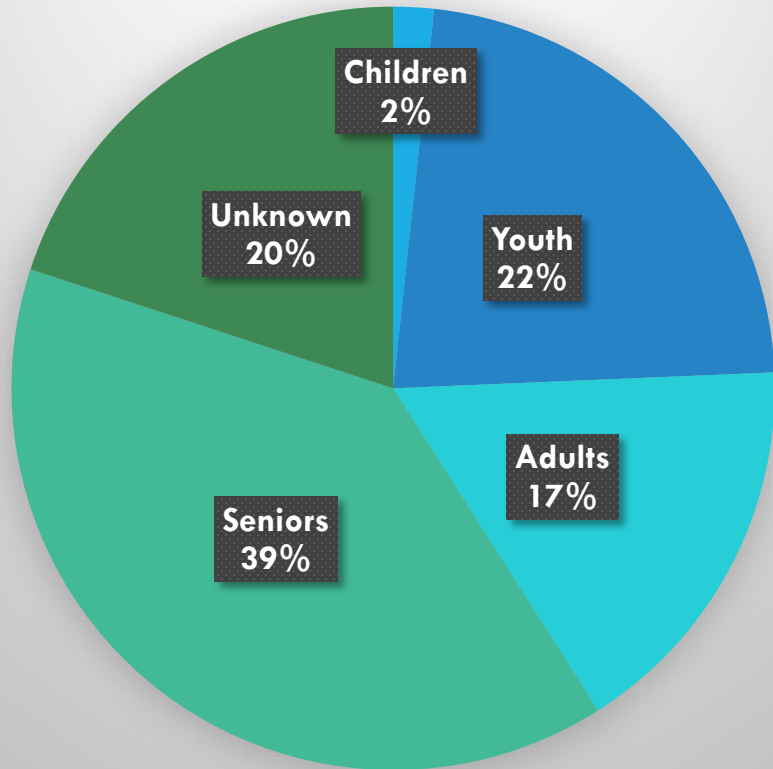


GEOGRAPHY TIERS 1 & 2

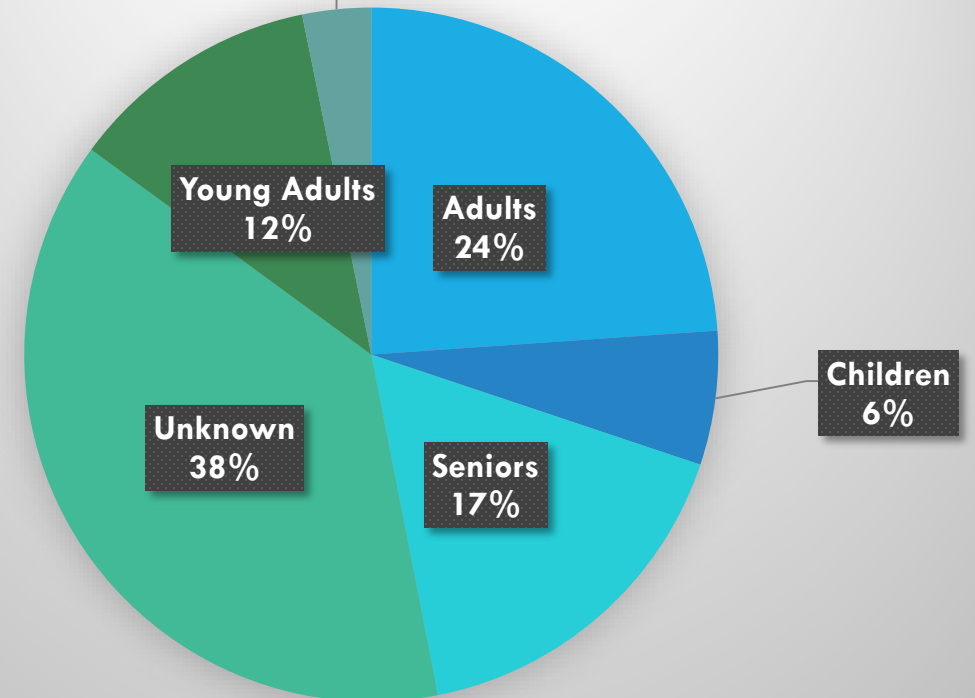


AGE DEMOGRAPHIC COMPARISON

Previous Age Demographics

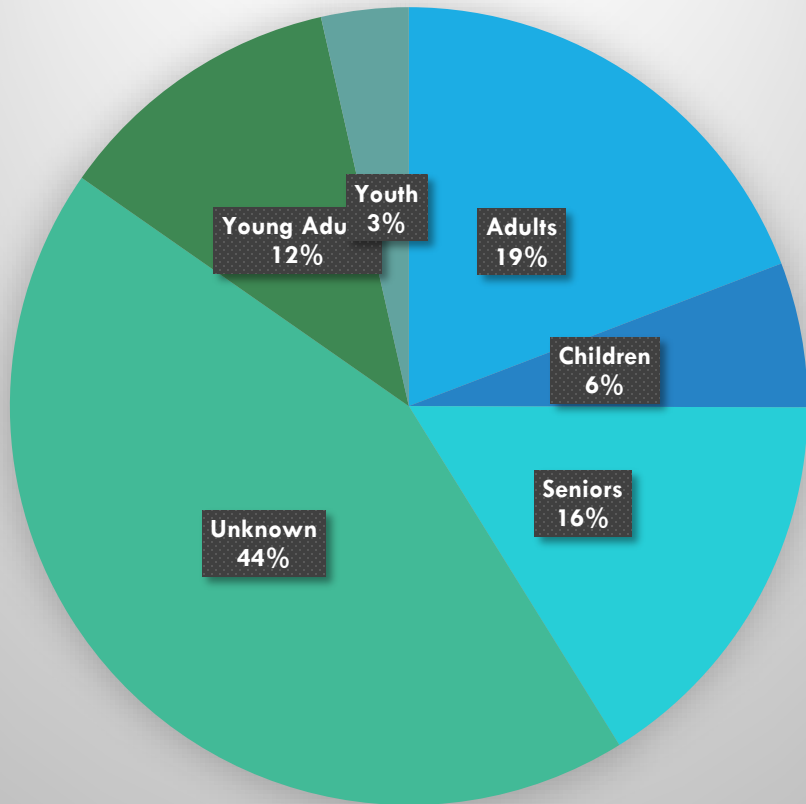


Youth
Tiers 1 & 2
3%

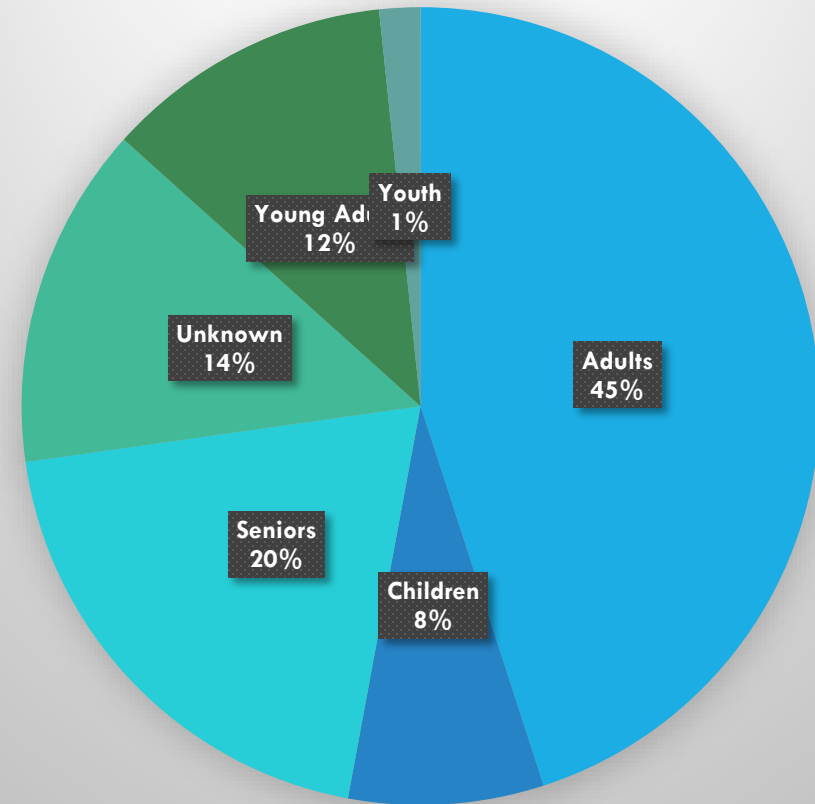


AGE DEMOGRAPHICS TIERS 1 & 2

Tier 1 (17,501 people)




Tier 2 (3,910 people)



FUNDING BASED ON GOALS

Goal	Tier 1	Percentage Tier 1	Tier 2	Total Tier 1 & 2
Goal 1: Basic Needs & Self-Sufficiency	21 programs	70%	7 programs	67%
Goal 2: Substance Use	4 programs	13%	1 program	12%
Goal 3: Early Childhood	5 programs	17%	4 programs	21%



**BUT WAIT... THIS IS THE GOOD
STUFF**

TIER 1 Only

FOOD SECURITY

Indicator	Lives Changed
1.1.1 Number of individuals who experience reduced barriers to accessing food security resources	9,740
1.1.2 Number of individuals who experience an improvement in food security	10,005
1.1.3 Number of individuals with increased knowledge of healthy eating habits	907

HOUSING

Indicator	Lives Changed
1.2.1 Number of individuals experiencing reduced barriers to housing resources	70
1.2.2 Number of individuals who secure emergency, transitional, permanent, or affordable housing	16
1.2.3 Number of individuals who improve their ability to maintain stable housing	907

SAFETY

Indicator	Lives Changed
1.3.1 Number of individuals experiencing reduced barriers to supportive services around violence and abuse	110
1.3.2 Number of individuals experiencing violence obtain safe shelter	10
1.3.3 Number of individuals who report a greater understanding of abusive behavior and how to prevent violence in their lives	85
1.3.4 Number of individuals experiencing improved safety	822
1.3.5 Number of individuals who are better able to navigate the legal system	80

FINANCIAL STABILITY & SELF SUFFICIENCY

Indicator	Lives Changed
1.4.1 Number of individuals experiencing reduced barriers to financial stability and self-sufficiency	266
1.4.2 Number of individuals served who increase disposable income by accessing benefits and/or reducing costs	56
1.4.3 Number of individuals who build incomes, savings, or assets	56
1.4.4 Number of individuals who participate in volunteer work to enhance their job skills	62
1.4.5 Number of individuals who increase job readiness skills	192
1.4.6 Number of individuals who obtain a high school diploma or GED.	16
1.4.8 Number of individuals served who gain post-secondary employment, further education, or credentials	3

SUBSTANCE USE

Indicator	Lives Changed
2.1.1 Number of individuals experiencing reduced barriers to treatment and recovery resources	1,052
2.1.3 Number of individuals with increased access to healthcare services	2,000
2.1.4 Number of individuals experiencing increased health and/or safety through harm reduction services	1,700
2.1.5 Number of community members who develop skills and knowledge that allow them to support persons in recovery	1,700
2.1.6 Number of volunteers who gain skills and knowledge that allow them to provide recovery supports	95

EARLY CHILDHOOD

Indicator	Lives Changed
3.1.1 Number of parents and caregivers experiencing reduced barriers to accessing childcare and programs	80
3.1.3 Number of children meeting or exceeding age-appropriate developmental milestones	80
3.2.1 Number of parents or caregivers experiencing reduced barriers to accessing parenting resources	75
3.2.2 Number of parents and caregivers who increase their knowledge of child development	515
3.2.3 Number of parents and caregivers who increased knowledge of positive caregiving/parenting skills	515

EARLY CHILDHOOD

Indicator	Lives Changed
3.3.1 Number of children experiencing reduced barriers to accessing before and/or after school activities	264
3.3.3 Number of children who demonstrate improved life-skills	211
3.4.2 Number of providers or professionals who increase their skills in early childhood best practices	9
3.4.4 Number of children meeting or exceeding age-appropriate developmental milestones	55
3.4.5 Number of children who improve social skills	55

SO WHAT DOES THIS MEAN?

Tier 1 we help 17,501 people meet 30,953 targets!

When we ADD tier 2... we help 3,910 people meet 6,198 targets!

This feels OUTSTANDING!