

## Opportunity 2028 – Headline Indicator Target Background Research

### Third Grade Reading Summary

- MEA data is only comparable from 2015/2016 to 2017/2018 due to changes in testing instrument.
- United Ways have set targeted improvements from 5% to 40% for third grade reading scores.
- There were 2,730 third graders tested in the 15/16 school year and 2800 tested in 17/18.
- National Assessment of Educational Progress data is presented to show trajectory of reading proficiency (Figure 2)
- Due to small sample size, Piscataquis data is particularly prone to fluctuations from year to year.

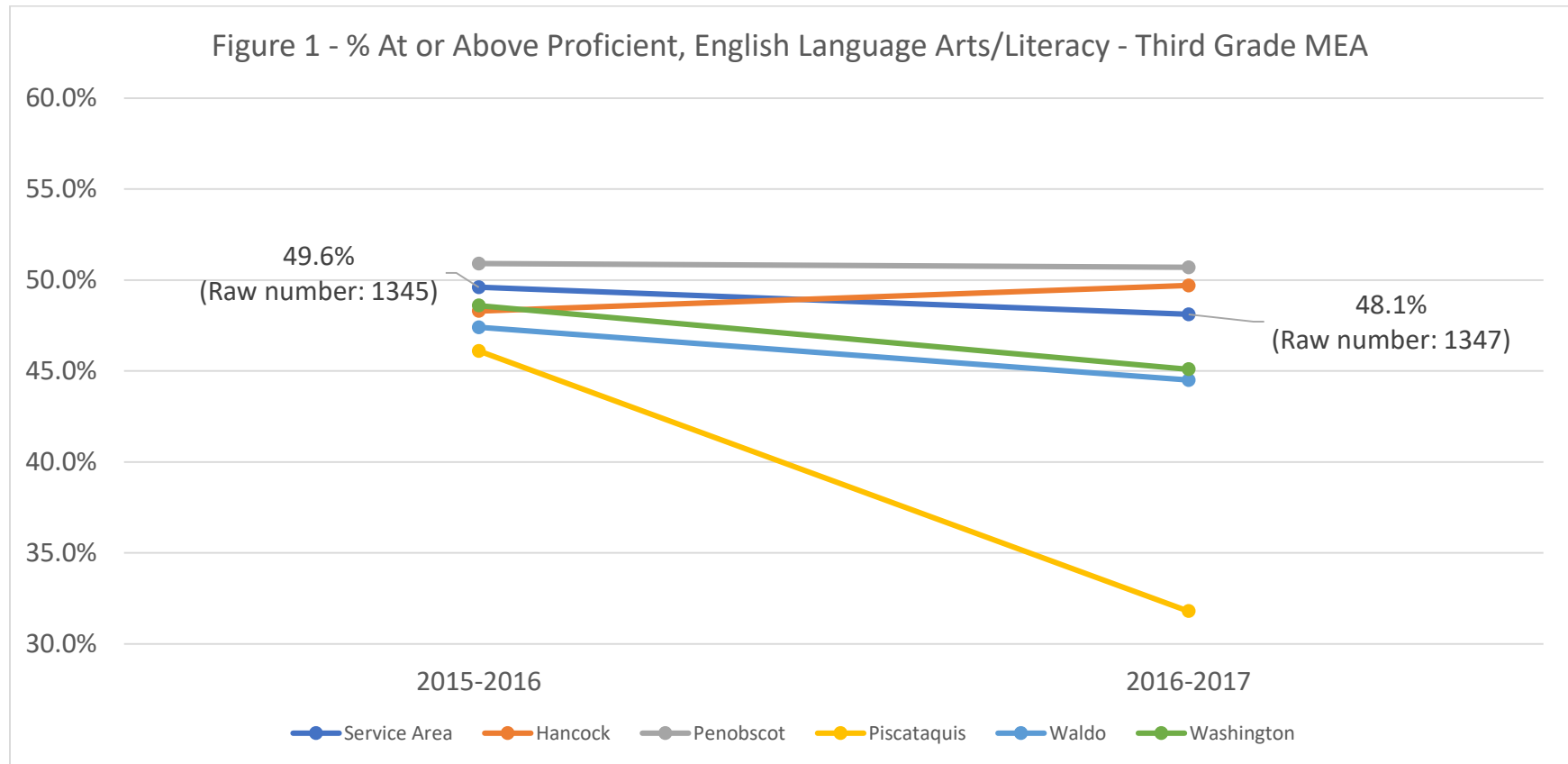
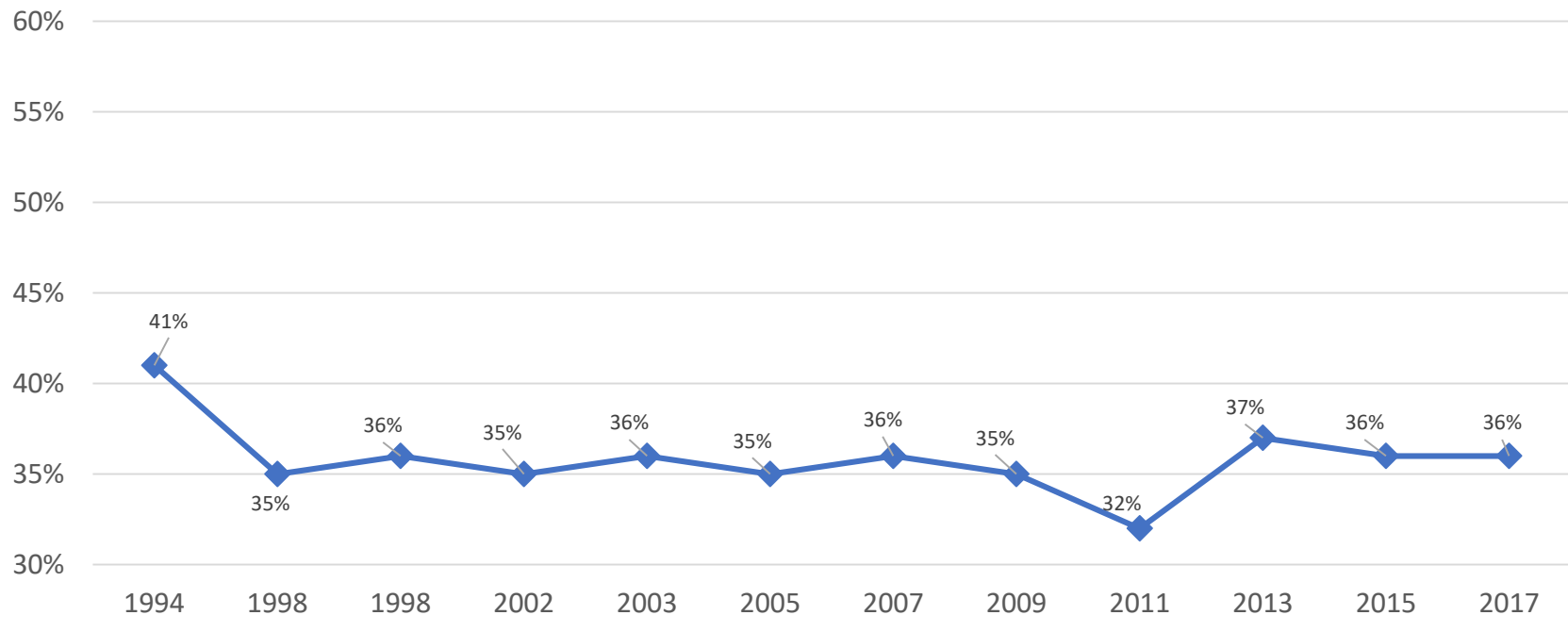


Figure 2 - NAEP - % 4th Graders Reading Proficient in State of Maine



*Third Grade Reading - United Way Strategic Plan Targets*

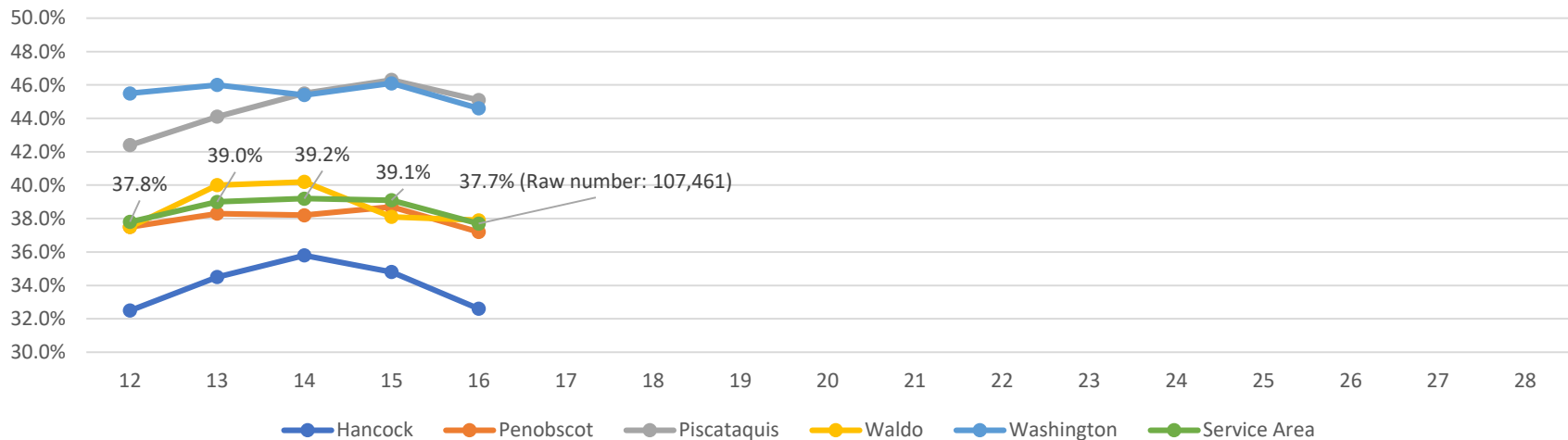
<b>UW</b>	<b>Net Assets</b>	<b>Planning Period</b>	<b>Goal</b>
United Way of Greater Portland	\$14,705,729	10 years	59% to 70% (11%)
United Way of Suncoast	\$6,009,035	Five Year	55% to 65% (10%)
United Way of Southwestern Pennsylvania	\$30,728,645	Five Year	83% to 88% (5%) 72% to 77% (5%) Note: Broken down by two county service area.
United Way of Summit County	\$12,067,117	End date 2025	38% to 65% (27%)
United Way of Charlotte County	\$724,974	Five Year	57% to 70% (13%)
United Way of Snohomish County	\$5,632,299	Five Year	40% to 80% (40%)
United Way of the Greater Triangle	\$529,178	Five Year	37% to 60% (23%)
United Way of Martin County	\$4,846,373	Five years	66% to 100% (34%)

## Poverty Reduction Summary

- 200% of poverty level seems to be the most common indicator used by United Ways.
- Targets range from 5% to 50% reductions in poverty.
- The five county service area population was 286,698 in 2012 and 285,068 in 2016.

**Figure 3 - Goal: We will increase individuals and families' access to food, housing and safety by fostering regional wide efforts to meet the multiple needs people face throughout their lives.**

**Indicator: % of individuals at or below 200% of federal poverty line**



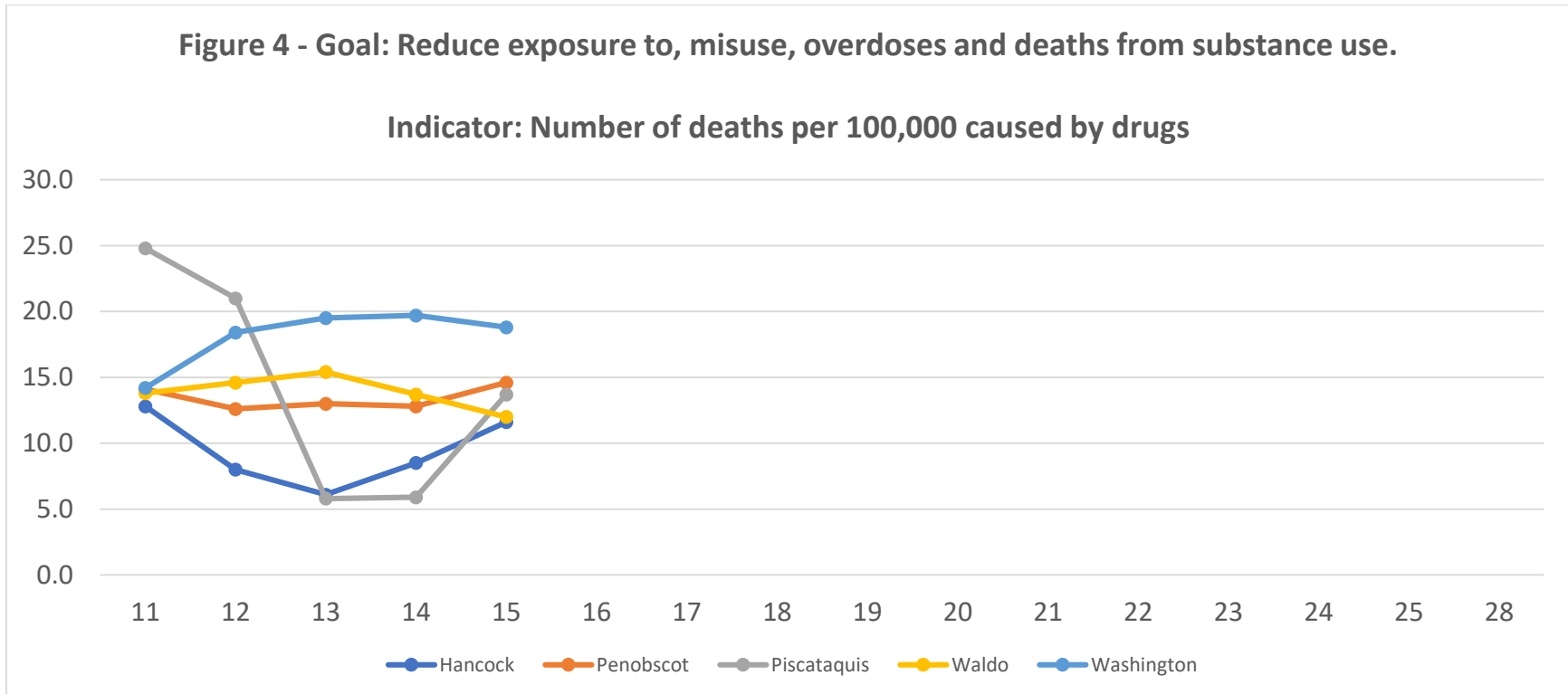
Poverty Reduction - United Way Strategic Plan Targets

UW	Net Assets	Planning Period	Goal
United Way of King County (Washington)	\$51,965,381	?	“50,000 people rise out of poverty.” This is (10.6%) of people at 200% of poverty level.
United Way of Suncoast (Florida)	\$6,009,035	Five Year	“Increase the number of individuals/families living at 200% of poverty or better from 60% to 65% by 2020”
United Way of Wayne and Holmes County	\$1,963,338	?	10,000 people out of poverty by 2025. Defined as 200% of federal poverty line.
United Way of Lancaster County	\$5,140,141	End date 2025	“By the year 2025, we have challenged our community to decrease the number of individuals and families living in poverty by half.”
United Way of Brazos Valley	\$634,259	Five year	“5,000 people transitioned out of poverty”
United Way of the Greater Triangle	\$529,178	Five year	13,000 additional low income families achieve financial stability This is a 10% reduction of households below 200% FPL (about \$40K for a family of four)
United Way of Henderson County	\$1,283,031	10 Year	Decrease the number of individuals living in poverty in HC by 30%.

United Way of Metro Dallas	\$67,068,308	10 year	707,062 in poverty, want to move 250k out of poverty. This about 35% of population in poverty.
United way of Larimer County	\$3,472,615	End date 2025	“Cut poverty in half in Larimer county by 2025”

### Substance Use Disorder Summary

- Very few United Ways seem to have published targets around addressing outcomes related to substance use disorder.
- Strategy for target setting may need to involve expert opinion or adopting goals of other initiatives.
- The raw number of deaths in the service area in 2016 was 94, but may be as high as 112, due to counties with less than 10 deaths not reporting data (Waldo and Piscataquis Counties).



*Substance Use Disorder – United Way Strategic Plan Targets*

UW	Net Assets	Planning Period	Goal
United Way of Summit County	12,067,117	End date 2025	Reduce ER Visits due to drug overdoses to 1,000. Currently at 2,400 annually